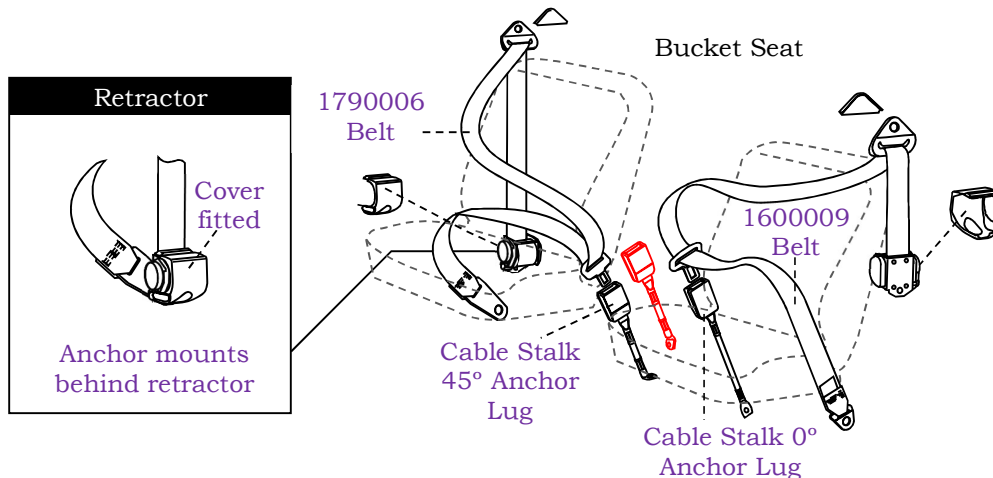



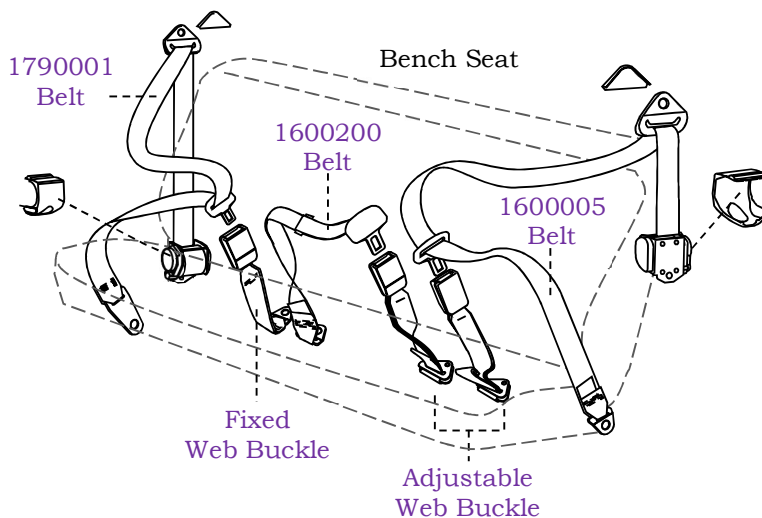


HQ HOLDEN UTE - FRONT SEAT BELTS

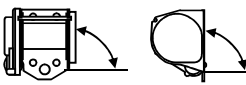



For applications where the stalk buckle is mounted to the rear wall, use:

- Right hand 45° stalk on the passenger's side
- Left hand 45° stalk on the driver's side



Retractor Angle



Mount on 90° angle

Seat Belt Assembly Part Numbers

| Belt Part Number | Belt Type | Seating | Position | Buckle Type | Buckle Part Number |
|------------------|------------------|---------|---------------------|-------------|------------------------|
| 1790001 | Inertia Lap Sash | Bench | Driver or Passenger | Webbing | See Buckle Table Pg. 2 |
| 1790006 | Inertia Lap Sash | Bucket | Driver or Passenger | Stalk | See Buckle Table Pg. 2 |
| 1600005 | Inertia Lap Sash | Bench | Driver or Passenger | Webbing | See Buckle Table Pg. 2 |
| 1600009 | Inertia Lap Sash | Bucket | Driver or Passenger | Stalk | See Buckle Table Pg. 2 |

Note: These recommendations are based on applications that use 7/16 unf threaded bolts. See page 3 for 1/2 inch threaded applications.

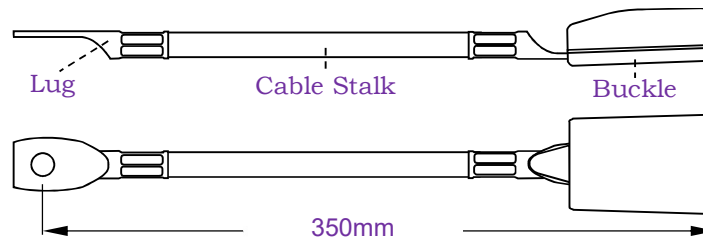
HQ HOLDEN UTE - FRONT SEAT BELTS CONT'D

| Cable Stalk Buckle Part Numbers | | | | | | | | |
|---------------------------------|----------------|---------|---------|---------|---------|---------|---------|---------|
| Buckle Type & Position | Buckle Lengths | | | | | | | |
| | 250mm | 300mm | 350mm | 400mm | 450mm | 500mm | 550mm | 600mm |
| 0° Lug Driver or Passenger | 1766016 | 1766020 | 1766027 | 1766032 | 1766040 | 1766046 | 1766050 | 1766054 |
| 45° Lug Passenger | 1766019 | 1766023 | 1766030 | 1766035 | 1766042 | 1766048 | 1766052 | 1766056 |
| 45° Lug Driver | 1766018 | 1766022 | 1766029 | 1766034 | 1766041 | 1766047 | 1766051 | 1766055 |

Note:
The below **1766027** example selection can be made by the following steps.
1. Choose a buckle type from the left hand column – *eg. 0° Lug Driver or Passenger*
2. Move along the corresponding row till you reach a suitable length – *eg. 350mm*
This should give a result of part number **1766027** as highlighted in the table.

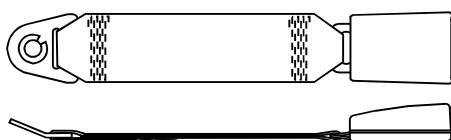
0° Lug – Can be mounted to the side of the transmission tunnel.
45° Lug – Can be mounted to the floor

1766027 – 350mm Cable Stalk

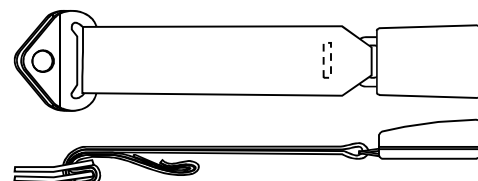


| Webbing Buckle Part Numbers | | | | | | | |
|-----------------------------|---|---------|---------|---------|---------|---------|---------|
| Buckle Type | Fixed Webbing Buckle Lengths | | | | | | |
| | 170mm | 200mm | 250mm | 275mm | 300mm | 400mm | 500mm |
| 23° Anchor up | 1765370 | 1765371 | 1765374 | 1765386 | 1765377 | 1765380 | 1765382 |
| Adjustable Anchor | Adjustable Webbing Buckle Length. Adjustable from 200mm - 600mm | | | | | | |
| | 1765400 | | | | | | |

Fixed Webbing Buckle



Adjustable Webbing Buckle



HEMCO INDUSTRIES PTY LTD

OCCUPANT RESTRAINTS

ABN 12 004 746 856



Australian Standard
AS/NZS2596 Lic 895
SAI Global

HQ HOLDEN UTE - FRONT SEAT BELTS CONT'D

For applications where ½ inch threaded bolts are used, please refer to the below tables.

| Seat Belt Assembly Part Numbers | | | | | |
|--|-------------------|---------|---------------------|-------------|----------------------------|
| Belt Part Number | ½ Inch Equivalent | Seating | Position | Buckle Type | Buckle Part Number |
| 1790001 | 1600090 | Bench | Driver or Passenger | Webbing | Same as Buckle Table Pg. 2 |
| 1790006 | 1600091 | Bucket | Driver or Passenger | Stalk | See Buckle Table Below |
| 1600005 | 1600092 | Bench | Driver or Passenger | Webbing | Same as Buckle Table Pg. 2 |
| 1600009 | 1600092 | Bucket | Driver or Passenger | Stalk | See Buckle Table Below |

| ½ Inch Cable Stalk Buckle Part Numbers | | | | | |
|---|----------------|---------|---------|---------|---------|
| Buckle Type & Position | Buckle Lengths | | | | |
| | 230mm | 300mm | 330mm | 350mm | 400mm |
| 0° Lug Driver or Passenger | 1766014 | - | 1766026 | - | 1766033 |
| 45° Lug Passenger | - | 1766099 | - | 1766097 | 1766090 |
| 45° Lug Driver | - | 1766098 | - | 1766096 | 1766089 |